

A Study on Use of Plastic Wastes in Road Pavement Construction

Kotresh K.M¹, Yared Bayu Kebede², Bhavya R³ Vageesh.H.P⁴

Assistant Professor, Department of Construction Technology & Management, Wolaita Sodo University. Sodo - Ethiopia¹

Department Head of Construction Technology & Management, Wolaita Sodo University. Sodo – Ethiopia²

Department of Structural Engineering, 1st year M.Tech, East West Institute of Technology, Bangalore, Karnataka, India³

Assistant Professor, Department of Civil Engineering, R V College of Engineering, Bangalore, Karnataka, India⁴

ABSTRACT: At present the disposal of waste plastic has become a major waste management problem in the world. It is estimated that 311 million tonnes of waste plastic produced globally per year(7). It is estimated that 11% of post consumer plastic are exported and 22% to 43% are sent to landfill, stockpiled or dumped illegally and only 4% is used for civil engineering projects. Hence in this present investigation efforts have made to identify the potential application of waste plastic in civil engineering projects. In this present study the aim is to investigate the optimal use of waste plastic in bitumen for road pavement construction. From the above experimental investigation it is found that the Stability of 80/100 bitumen at 8% of waste plastic coated on aggregates has shown higher value than compared to other percentages like 2, 4, 6 and 10.

KEYWORDS: Bitumen, High Density Polyethylene (HDPE), international bottled water association (IBWA), Low Density Polyethylene (LDPE), Marshall Stability method, Waste plastic.

I. INTRODUCTION

As there is a increasing demand in highway construction, scientists and researchers are constantly trying to improve the performance of bitumen pavement. Asphalt concretes are widely used in pavements. Bitumen is the naturally occurring byproduct of crude oil. Due to increase in vehicles in recent years the road surfaces have been exposed to high traffic resulting in deformation of pavements due to excessive stress. Permanent deformation happens when pavement does not have sufficient stability, improper compaction and insufficient Pavement strength.

The performance of pavement is determined by the properties of bitumen. Bitumen is a viscoelastic material with suitable mechanical and rheological properties for water proofing and protective covering for roofs and roads, because of its good adhesion properties of aggregates. One of the most important properties of bitumen mixture is its ability to resist shoving and rutting under traffic. Therefore stability should be high enough to handle traffic adequately, but not higher than the traffic conditions require. Low stability causes unraveling and flow of the road surface. Some improvements in asphalt properties have been achieved by selecting the proper starting crude, to make asphalt. From practical experiences it is proved that the modification of asphalt binder with polymer additives, offers several benefits. To enhance various engineering properties of asphalt many modifiers such as styrene based polymers, polyethylene based polymers, polychloroprene, Gilsonite, various oils have been used in asphalt. Plastic usage has been increased in our daily life.

Because of all these there is an increased usage of plastic, the disposal of plastic has become difficult. Some studies shows that 10million tonnes of plastic are produced in India and only 2million tonnes of plastic waste are recycled.

International Journal of Innovative Research in Science, Engineering and Technology

(An ISO 3297: 2007 Certified Organization)

Vol. 5, Issue 4, April 2016

Plastics have to be disposed or else it will be hazardous to nature and environment. Thus one of the best ways of disposal of these plastics is to use it in bituminous road construction by melting them. Many highway agencies are doing various studies on environmental suitability and performance of recycled products in high construction. Use of these waste plastic in bituminous road construction will help in disposal of vast quantities of plastic. Consumption of mineral water bottles which are made up of high density polyethylene has increased abnormally. These bottles are not readily biodegradable, environmental problems are created due to dumping; these are either land filled or incinerated which are not ecofriendly which pollute land and air.

II. EXPERIMENTAL INVESTIGATION

Objective

The main objective of this experimental investigation is to provide tools to evaluate and to improve the properties of pavement using waste plastic such that it may be more confidently employed in roadways and driveways etc. Keeping in view of the above point the following specific objectives have been set for study. • Laboratory studies will be carried out on polymer modified asphalt mixtures to evaluate engineering properties using marshal stability.

- To study basic properties of aggregates and plain bitumen.
- To study the strength and stability characters of BC (Bitumen Concrete) mix for 80/100 grade bitumen.
- To study the effect of waste plastic on strength and stability characteristics of BC mix.

Experimental Program

Materials Used

The basic materials for Bitumen Concrete are required such as

- Bitumen,
- Waste plastic
- Aggregate

Bitumen

Bitumen is a material which is a byproduct of petroleum refining process. It is a highly viscous at temperature above 100 degrees Celsius and is solid at room temperature. For the present investigation 80/100 is employed

Bituminous materials or asphalts are extensively used for roadway construction, primarily because of their excellent binding characteristics and water prolongs properties and relatively low cost. Bituminous materials consists of bitumen which is a black or dark colored solid or viscous cementations substances consists high molecular weight hydrocarbons derived from distillation of petroleum or natural asphalt, has adhesive properties, and is soluble in carbon disulphide. Tars are residues from the destructive distillation of organic substances such as coal, wood, or petroleum and are temperature sensitive than bitumen. Bitumen will be dissolved in petroleum oils where unlike tar doesn't.

Sl No	Test on Bitumen	Obtained Value	Bitumen Grade	Test method
1	Penetration	90	80/100	IS:1203-1978
2	Softening Point	50	80/100	IS:1205-1978
3	Ductility	75	80/100	IS:1208-1979
4	Flash & Fire point	240	80/100	IS:1209-1981
5	Specific Gravity	1.02	80/100	IS:1202-1980

Table 1: Properties of bitumen used in present study

International Journal of Innovative Research in Science, Engineering and Technology

(An ISO 3297: 2007 Certified Organization)

Vol. 5, Issue 4, April 2016

Plastic

The bottled water is the fastest growing beverage industry in the world. According to the international bottled water association (IBWA), sales of bottled water have increased by 500 Percent over the last decade and 1.5 million tonnes of plastic are used to bottle water every year. Plastic bottle recycling has not kept pace with the dramatic increase in virgin resin polyethylene terephthalate (PET) sales and the last imperative in the ecological triad of reduce / reuse / recycle, has emerged as the one that needs to be given prominence. Waste bottle plastic of water cans is made up of either High Density Polyethylene (HDPE) or Low Density Polyethylene (LDPE). Waste plastic bottles were crushed and shredded.

Properties	Results Obtained
Specific Gravity	1.03
Melting Point	250-260
Sieve analysis	Passing 4.75 mm sieve retained on 2.36 mm sieve

Table 2: Properties of plastic used in present study

Aggregates

Crushed aggregate as per IS: 383-1970. The physical properties of aggregate were considered according IS: 2386(1963).

Sl.No	Test on Aggregates	Obtained Value	Requirements as per Table 500-14 of MORTH (IV revision) Specifications
1	Crushing Value	24.8%	Max 30%
2	Impact Value	20.8%	Max 24%
3	Abrasion Value	32%	Max 30%
4	Flakiness Index	14.3%	-
5	Elongation Index	13.92%	-
6	Combined Flakiness & Elongation	28.28%	30%
8	Sp gr of Coarse Aggregates	2.76	2.5-3.0
7	Sp gr of Fine aggregates	2.72	2.5-3.0

Table 3: Properties of Aggregates used in present study

Specimen Preparation:

- a) Approximately 1200gm of aggregates and filler is heated to temperature of 1750-1900C
- b) Bitumen is heated to a temperature of 1210-1250 C with first trial percentage of bitumen(say 3.5 or 4% by weight of the mineral aggregates)
- c) Heated aggregates and bitumen are thoroughly mixed at a temperature of 1540-1600 C
- d) Mix is placed in a pre-heated mould and compacted by a rammer with 50 blows on either side at temperature of 1380 C to 1490 C
- e) Weight of mixed aggregates taken for the preparation of the specimen.

International Journal of Innovative Research in Science, Engineering and Technology

(An ISO 3297: 2007 Certified Organization)

Vol. 5, Issue 4, April 2016

III. RESULTS AND DISCUSSION

Marshall test moulds were prepared for different percentages of plain bitumen by varying the bitumen percentage from 3.5% – 6.5% by increment of 0.5%. The specimens were kept for 24hrs and then were de molded. Marshall Stability test was conducted and parameters like flow value, bulk density, percentage air voids, voids filled with bitumen (VFB) and voids filled with mineral aggregates (VMA) were calculated. The optimum bitumen content, maximum bulk density and 4% volume of voids for bitumen grade 80/100 were calculated using the above properties. Also maximum stability was evaluated. Marshall Stability method was also conducted by adding waste bottle plastic of varying percentage from 0-10% for the know binder content of 80/100 grade bitumen. The maximum stability attained for a particular percentage of plastic is noted down in table 3.

Waste plastic %	Gt	Gb	Vv	VMA	VFB	Vb	Stability Value Kg	Flow value in 0.25mm
0	2.6	2.33	11.9	23.61	49.26	11.63	1529	5
2	2.56	2.33	9.13	20.89	56.25	11.75	1508	5
4	2.53	2.34	7.63	19.43	60.71	11.8	1609	4.7
6	2.51	2.32	6.49	18.29	64.51	11.8	1672	4.3
8	2.49	2.39	4.65	16.58	71.94	11.92	1963	4.7
10	2.46	3.32	5.84	17.5	66.62	11.66	1736	4.7

Table 4: Properties of bituminous mix after adding waste plastic for 80/100 grade bitumen

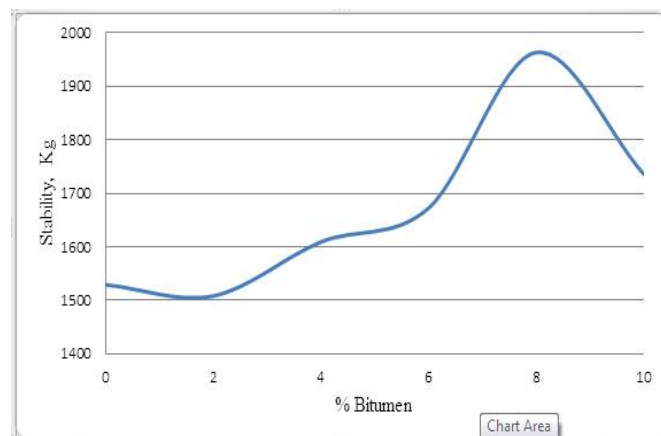


Figure 1: Relation between stability and bitumen content

International Journal of Innovative Research in Science, Engineering and Technology

(An ISO 3297: 2007 Certified Organization)

Vol. 5, Issue 4, April 2016

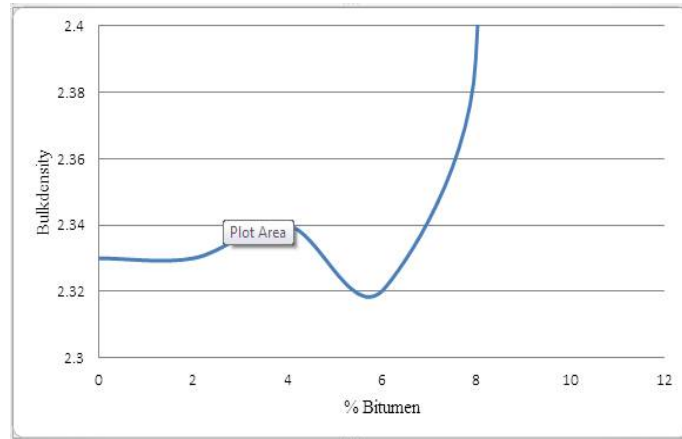


Figure2: Relation between bulk density and bitumen content

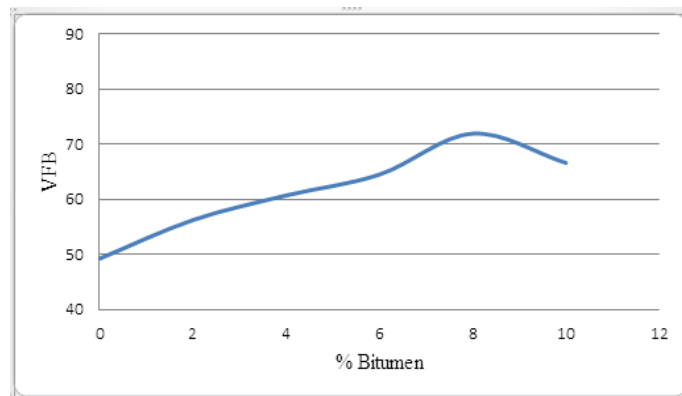


Figure 3: Relation between voids filled with bitumen (VFB) and bitumen content

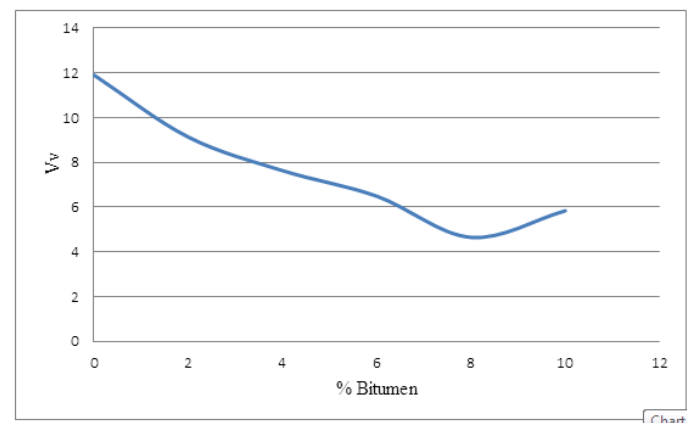


Figure 4: Relation between voids ratio (Vv) and bitumen content

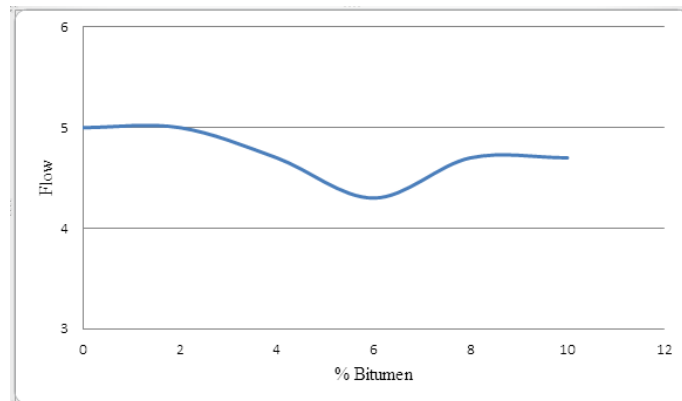


Figure 5: Relation between flow and bitumen content

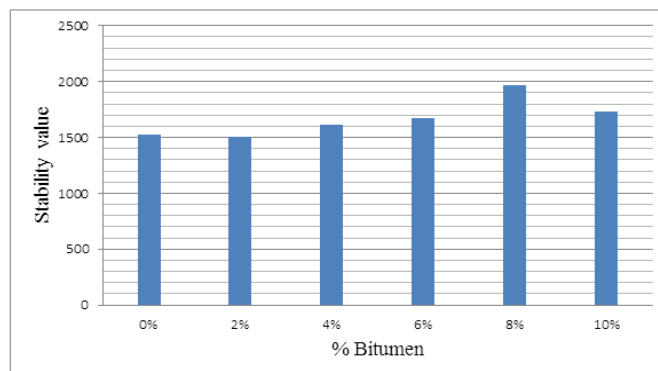


Figure 6: Comparison of stability values of 80/100

IV. DISCUSSIONS

From the above investigation it is observed that Optimum bitumen content obtained for bituminous concrete grade I mix for 80/100 grade bitumen was 5.1% as per the specification of MORT&H standards. The stability obtained for the respective OBC was 17.334 Kn. Waste shredded plastic bottle were added in the increasing percentage of 0% - 10% to bituminous concrete mix and Addition of 2% to 10% waste shredded plastic bottles by the weight of bitumen to BC mix has resulted in following.

The water sensitivity measured in terms of the Marshall stability shows the following results

- The stability value of the mix in unsoaked condition has high values than compared to the soaked specimens
- Stability value decreases as the soaking time of the specimen increases. Specimen with 3days soaking results in least stability than that of 1day and 2day soaking periods.

FOR PLAIN 80/100 BITUMEN

It has been observed that the waste plastic which was added to aggregate mix by heating up to 260-2800C. Then the bitumen is added to form the grade I bituminous concrete and optimum bitumen content of 5% has showed the following results.

International Journal of Innovative Research in Science, Engineering and Technology

(An ISO 3297: 2007 Certified Organization)

Vol. 5, Issue 4, April 2016

- a) The maximum stability was 1963 Kg at 8% waste plastic by the weight of bitumen, 4.7mm flow at 8% waste plastic and 71.942 VFB at 8% waste plastic b) Bulk density was found to be maximum of 2.394 gm/cc at 8% waste plastic and then reduces to 2.315 gm/cc at 12% waste plastic.
- c) Voids in the total mix V_v varies from 8% to 10% by varying the waste plastic content from 2% - 12% and at 8% waste plastic V_v was found to be 4.652%.
- d) By blending shredded waste plastic to the bitumen by heating and then adding the required aggregate to form BC mix grade I resulted in improper mix and stability obtained is less than that of the optimum binder content [OBC]. This is due to following,
 - i) Improper blending of plastic in bitumen. This is because the melting point of poly ethylene terephthalate [PET] is 260-280°C.
 - ii) Since the melting temperature of plastic is too high it is difficult to melt plastic in bitumen to get a proper blend.
 - iii) Bitumen should be heated up to the temperature of 260-280°C in order to obtain the proper blend. If this is done there will be a chance of bitumen to catch fire and also there will be a loss in weight of bitumen.

The water sensitivity measured in terms of the Marshall stability shows the following results

- a) The stability value of the mix in unsoaked condition has high values than compared to the soaked specimens
- b) Stability value decreases as the soaking time of the specimen increases. Specimen with 3 days soaking results in least stability than that of 1 day and 2 day soaking periods.

Along all with these rests of the parameters like stability, flow, bulk density, voids and VFB shows that, the addition of waste plastic in mix has no much change in fluidity and rigidity parameters as compared to that of plain bituminous mix. From the above discussion it is clear that the Stability of 80/100 bitumen at 8% of waste plastic coated on aggregates has shown higher value than compared to other percentages.

V. CONCLUSION

1. In the present study, the importance was to add the shredded waste plastic bottles to bituminous concrete (BC) mix and to evaluate the various mix properties like Marshall Stability, flow, bulk density, voids in the mix and VFB. Also the effect of soaking conditions of the mix was investigated.
2. Indirect tensile strength was investigated for OBC and 8% plastic coated on aggregates which had yielded the highest Marshall stability.
3. The optimum plastic content for 80/100 grade bitumen was 8%.
4. The optimum plastic content for 80/100 grade bitumen was 8%.
5. Wet process i.e. blending of plastic and bitumen cannot be carried out due to the plastic which is used has a very high melting point.
6. There is an increase in stability up to 15% and 10% after adding waste plastic to the 80/100 grade bitumen.
7. There is a decrease in stability value in water sensitivity test results. Unsoaked specimens show high stability value but soaked specimens showed a decreasing stability value.
8. Hence there is an increase in stability with the addition of PET plastic in asphalt mix by incorporating dry process this can be used in highway construction for better stability for the appropriate traffic.

REFERENCES

1. Mahabir Panda and Mayajit Mazumdar (1999). "Engineering Properties of EVA-Modified Bitumen For Paving Mixes". *Journal Of Materials In Civil Engineering ASCE / May 1999*
2. Romona, Ledesma and Isaac L. L. "Effect of Poly Ethylene Terephthalate from Plastic Waste on the Thermal Properties of Asphalt". *The City College of CUNY Dept. of Chemical Engineering New York*.
3. Punith V.S and Veeraraghavan A (2007). "Behavior of Asphalt Concrete Mixtures with Reclaimed Polyethylene as Additive". *Journal Of Materials In Civil Engineering ASCE / June 2007 / 501*
4. Sabina, Tabrez A Khan, Sangita, Sharma D K and Sharma B M (2009). "Performance Evaluation Of Waste Plastic/Polymer Modified Bituminous Concrete Mixes". *Journal of scientific and industrial research Vol.68, November 2009, pp. 975-979*.
5. Khanna S K, Justo C E G and Veeraraghavan A (2000). "Highway Material And Pavement Testing (Labouratory Manual)", Nemchand and Bros, Roorkee 2000.
6. Ministry of Road Transport and Highways (2001). "Specifications for road and bridge works" Fourth Revision, Published by Indian Road Congress on behalf of the Government of India.
7. Global Plastic Production Rises, Recycling Lags- New Worldwatch Institute analysis explores trends in global plastic consumption and recycling-
8. IS: 383-1970 and IS: 2386(1963).